

DAILY DERIVATIVES RESEARCH REPORT

January 12, 2026

NIFTY OI

Current	Absolute Chg
18.96	0.78
Previous	% Change
18.18	4.29%


INDIA VIX

Current	Absolute Chg
10.93	0.33
Previous	% Change
10.60	3.11%

PCR

Current	Absolute Chg
0.62	-0.04
Previous	% Change
0.66	-6.4%

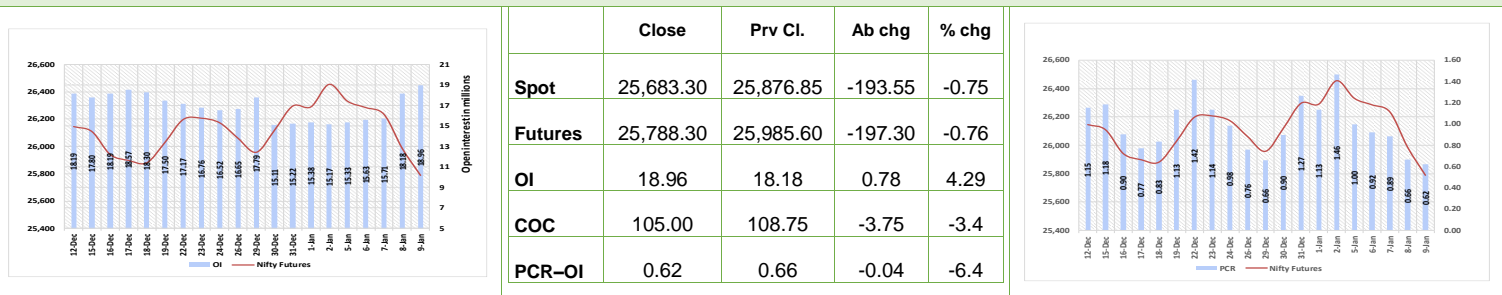
OUTLOOK



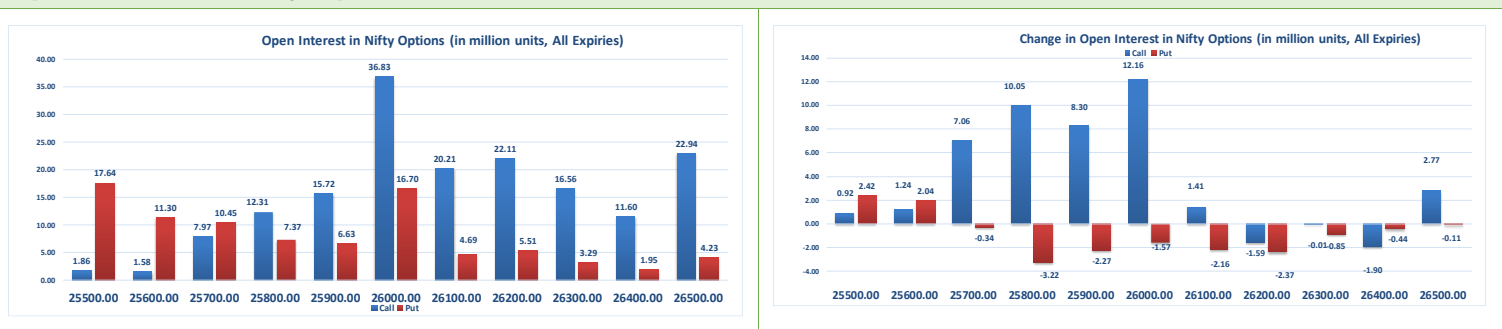
Summary

Indian markets closed on a negative note where selling was mainly seen in Automobiles, FMCG, Consumer Durables, Chemicals and Realty. Nifty Jan Futures closed at 25,788.30 (down 197.30 points) at a premium of 105.00 pts to spot.

Nifty Snapshot

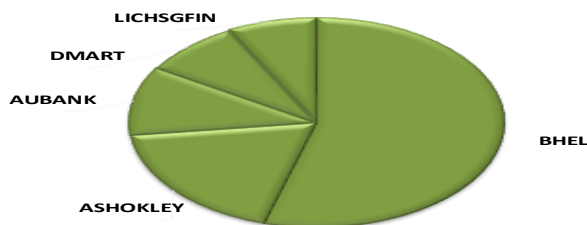


Open Interest in Nifty Options

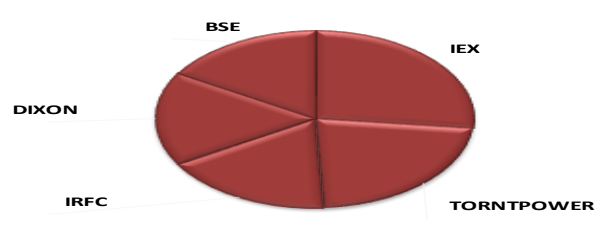


- The above second chart shows previous trading day's change in Nifty options where Additions in OI were seen in 26000, 25900, 25800, 25700 strike Calls and Liquidations at 26200, 26100, 26000, 25900, 25800 strike Puts indicating market is likely to remain range bound in near term.
- Highest OI build-up is seen at 26000 strike Calls and 25500 strike Puts, to the tune of 36.83mn and 17.64mn respectively.

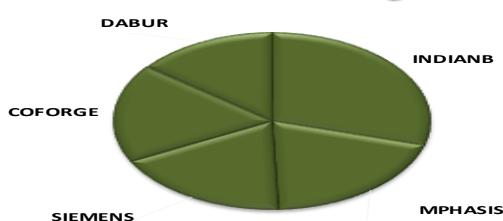
Long Builtup



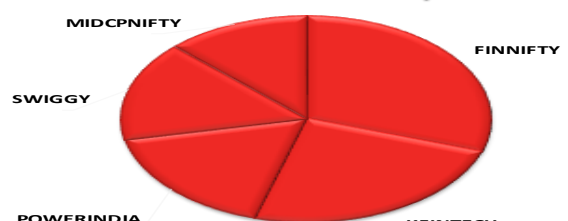
Long Unwinding



Short Covering



Short Builtup



DAILY DERIVATIVES RESEARCH REPORT

(Price is in Rs; OI is in million units; Price chg and OI chg are in percentage) **NB RESEARCH**

Fresh Longs seen in:					Fresh Shorts seen in:				
Scrip	Price	Price chg	OI	OI Chg	Scrip	Price	Price chg	OI	OI Chg
BHEL	275.4	0.9	83.8	16.1	FINNIFTY	27523.7	-0.9	0.0	24.7
ASHOKLEY	186.2	1.0	181.5	5.5	KFINTECH	1040.4	-1.4	5.2	20.0
AUBANK	1003.3	0.6	19.8	3.2	POWERINDIA	17921.0	-2.9	0.3	14.1
DMART	3808.0	0.2	5.7	2.5	SWIGGY	351.8	-0.3	21.5	12.8
LICHSGFIN	530.3	0.7	34.3	2.3	MIDCPNIFTY	13695.2	-0.7	2.3	10.3
Short Covering seen in:					Long Unwinding seen in:				
Scrip	Price	Price chg	OI	OI Chg	Scrip	Price	Price chg	OI	OI Chg
INDIANB	836.3	0.6	8.8	-6.4	IEX	138.2	-8.1	78.2	-5.4
MPHASIS	2841.0	0.6	4.7	-4.3	TORNTPOWER	1325.3	-2.8	2.9	-4.5
SIEMENS	3056.0	1.6	2.6	-3.9	IRFC	121.7	-2.2	63.7	-3.5
COFORGE	1683.4	2.0	15.9	-3.9	DIXON	11918.0	-0.8	2.8	-3.5
DABUR	524.3	0.5	22.5	-3.1	BSE	2678.5	-0.9	11.8	-3.3

Institutional Activity

Institutional Activity in previous trading session				Net FII Activity (in Rs cr.)				
(in Rs cr.)	Buy	Sell	Net	Date	Idx Fut	Stk Fut	Idx Opt	Cash
Index Futures	3034.39	6229.65	-3195.26	9-Jan	-3195.3	885.8	14543.2	-3769
Index Options	1893236.92	1878693.69	14543.23	8-Jan	-5284.9	-3270.0	-11189.0	-3367
Stock Futures	24325.58	23439.83	885.75	7-Jan	-1450.0	-1073.1	-1498.7	-1528
Stock Options	31920.12	31795.95	124.17	6-Jan	55.9	-1056.8	4464.9	-108
FII Cash	11,093.29	14,862.60	-3,769.31	5-Jan	401.5	-2567.9	-1858.2	-36
DII Cash	18,481.07	12,885.23	5,595.84	2-Jan	2358.7	242.9	-2106.8	290

Technical Pivot (Intraday):

	S2	S1	PIVOT	R1	R2
NIFTY	25540	25665	25850	25970	26155
BANKNIFTY	59150	59345	59640	59835	60125

Derivative Recommendations:

Stock Name	Call (Buy/Sell)	Entry price	Targets	Stop Loss	Duration	Status
BLUESTARCO FUT	Sell	1804	1740	1873	1-2 Days	OPEN
HINDUNILVR FUT	Sell	2372.4	2290	2410	1-2 Days	OPEN
EICHERMOT FUT	Sell	7520	7300	7640	1-2 Days	OPEN

DAILY DERIVATIVES RESEARCH REPORT

NIFTY50 Options OI (CE OI = Resistance) (PE OI = Support)			
Symbol	Highest CE OI	Highest PE OI	CMP
ADANIENT	2300	2200	2156
ADANIPTS	1500	1480	1438
APOLLOHOSP	7500	7000	7277
ASIANPAINT	3000	2800	2837
AXISBANK	1300	1300	1277
BAJAJ-AUTO	10000	9000	9600
BAJAJFINSV	2080	1900	1995
BAJFINANCE	1000	1000	963
BEL	420	400	420
BHARTIARTL	2200	2100	2036
CIPLA	1500	1500	1467
COALINDIA	430	400	420
DRREDDY	1300	1250	1214
EICHERMOT	7600	7000	7520
ETERNAL	300	280	286
GRASIM	2900	2800	2783
HCLTECH	1680	1600	1655
HDFCBANK	1000	900	943
HDFCLIFE	780	750	751
HINDALCO	1000	850	903
HINDUNILVR	2440	2300	2376
ICICIBANK	1500	1400	1409
INDIGO	5100	5000	4864
INFY	1660	1620	1622
ITC	400	350	339

NIFTY50 Options OI (CE OI = Resistance) (PE OI = Support)			
Symbol	Highest CE OI	Highest PE OI	CMP
JIOFIN	300	300	288
JSWSTEEL	1200	1100	1164
KOTAKBANK	2200	2100	2135
LT	4200	4100	4041
M&M	3800	3700	3687
MARUTI	17000	16000	16559
MAXHEALTH	1100	1040	1018
NESTLEIND	1340	1300	1301
NTPC	360	380	336
ONGC	240	240	234
POWERGRID	280	260	259
RELIANCE	1600	1500	1479
SBILIFE	2140	2100	2076
SBIN	1050	1000	1004
SHRIRAMFIN	1000	900	979
SUNPHARMA	1800	1700	1737
TATACONSUM	1220	1080	1180
TMPV	400	350	355
TATASTEEL	185	170	179
TCS	3300	3200	3194
TECHM	1800	1500	1586
TITAN	4300	4000	4220
TRENT	4100	4000	3990
ULTRACEMCO	12200	11500	11954
WIPRO	270	260	260

DAILY DERIVATIVES RESEARCH REPORT

OI against MWPL

Symbol	MWPL	Open Interest	Limit for next day	% OI
KAYNES	4679418	9946700	725060	213%
IEX	133395043	271016250	43344458	203%
IRCTC	32504261	64851500	8267918	200%
SAMMAANCAP	122326971	175792600	Ban	144%
BANDHANBNK	144289555	198439200	4476086	138%
RVNL	84941460	116107400	38493739	137%
MANAPPURAM	82205057	106593000	27345332	130%
IREDA	119011160	146921700	52200138	123%
SAIL	216861410	267453500	Ban	123%
DIXON	6452220	7504350	3215825	116%
NBCC	154894704	179848500	58899365	116%
LICHSGFIN	45183075	50520000	8422935	112%
RBLBANK	91953095	102593775	15976493	112%
HUDCO	75071250	82855950	29419993	110%
CONCOR	51639257	56340000	16334717	109%
INOXWIND	144708707	157575275	41071325	109%
NMDC	517037525	562059000	151227639	109%
NATIONALUM	134225816	142905000	71385934	106%
MAZDOCK	11364224	12066000	5405259	106%
BIOCON	91057772	93015000	36772810	102%
BHEL	192361942	195985125	94969818	102%
TATATECH	25116370	25468000	12982215	101%
IDEA	12037179660	11957624550	4227994841	99%
AMBUJACEM	79841849	77515200	23374972	97%
ABCAPITAL	122657000	117353600	35337824	96%
ANGELONE	9673308	9228500	5013902	95%
PATANJALI	50886533	48425400	8111459	95%
IRFC	200960551	190646500	131217505	95%
PGEL	24030912	22723050	10895023	95%
CDSL	26647500	24831100	14121756	93%
KALYANKJIL	57654984	53348525	17308271	93%
CROMPTON	96587231	88408800	34977134	92%
EXIDEIND	68856800	62127000	32292464	90%

OI against MWPL

Symbol	MWPL	Open Interest	Limit for next day	% OI
BDL	13786716	12192950	8133647	88%
RECLTD	187084550	163608200	91521713	87%
GODREJPROP	17263909	15022975	6518452	87%
JUBLFOOD	58761693	50120000	29778694	85%
MCX	38177110	32081875	21105708	84%
DLF	96058266	79526700	39327889	83%
JIOFIN	355358091	277213050	173526383	78%
AUROPARMA	41977935	31765800	17059468	76%
ADANIENT	49117354	37116771	24307732	76%
INDUSTOWER	193623116	144328300	88349102	75%
PNB	515822637	383400000	246638335	74%
GLENMARK	22585180	16561125	10333885	73%
INDUSINDBK	93808799	66905300	45381123	71%
TATAELXSI	5241546	3716700	3409481	71%
SYNGENE	24733183	17384000	15061558	70%
UPL	84228583	58973665	41138504	70%
PETRONET	108255733	75051900	59765278	69%
BOSCHLTD	882048	604225	627861	69%
ASHOKLEY	423719104	286360000	220580696	68%
PFC	217835555	146946800	126247399	67%
HINDZINC	161247058	107487625	115846998	67%
LTF	127100972	84222000	78120640	66%
LICI	33206238	21931700	20277071	66%
PNBHOUSING	28118603	18125900	13001392	64%
TATAPOWER	202215001	129469050	131609517	64%
JSWENERGY	80385888	51384000	38959794	64%
HAL	28450886	18060450	17583306	63%
GMRAIRPORT	534704421	339033825	329673938	63%
CANBK	504315430	319275000	327456408	63%
OFSS	3582756	2252700	2053356	63%
COFORGE	50189409	31413000	31037328	63%
ASTRAL	18450534	11347075	10862137	61%
BANKBARODA	279476623	170471925	184386440	61%

FROM THE EQUITY DERIVATIVE DESK:

NIRAV HARISH CHHEDA

AVP - DERIVATIVES AND TECHNICAL RESEARCH

E-Mail: nirav.chheda@nirmalbang.com

Tel no: 6273-8199/8000

AMIT BHUPTANI

SNR.DERIVATIVES AND TECHNICAL RESEARCH

E-Mail: amit.bhuptani@nirmalbang.com

Tel no: 6273-8242/8000

DISCLOSURE

Research Reports that are published by Nirmal Bang Securities Private Limited (hereinafter referred to as "NBSPL") are for private circulation only. NBSPL is a registered Research Analyst under SEBI (Research Analyst) Regulations, 2014 having Registration no. INH000001766. NBSPL is also a registered Stock Broker with National Stock Exchange of India Limited, BSE Limited, Metropolitan Stock Exchange of India Limited, Multi Commodity Exchange of India Limited and , National Commodity and Derivative Exchange Limited in Capital Market , Equity and Commodities derivatives segments and Currency Derivatives Segment . NBSPL has other business divisions with independent research teams separated by Chinese walls, and therefore may, at times, have different or contrary views on stocks and markets. NBSPL or its associates have not been debarred / suspended by SEBI or any other regulatory authority for accessing / dealing in securities Market since last 20 years. NBSPL, its associates or analyst or his relatives do not hold any financial interest (Except Investment) in the subject company. NBSPL or its associates or Analyst do not have any conflict or material conflict of interest at the time of publication of the research report with the subject company. NBSPL or its associates or Analyst or his relatives may or may not hold beneficial ownership of 1% or more in the subject company at the end of the month immediately preceding the date of publication of this research report. NBSPL or its associates / analyst has not received any compensation / managed or co-managed public offering of securities of the company covered by Analyst during the past twelve months. NBSPL or its associates have not received any compensation or other benefits from the company covered by Analyst or third party in connection with the research report. Analyst has not served as an officer, director or employee of Subject Company. NBSPL / analyst has not been engaged in market making activity of the subject company. Analyst Certification: The research analysts and authors of these reports, hereby certify that the views expressed in this research report accurately reflects my/our personal views about the subject securities, issuers, products, sectors or industries. It is also certified that no part of the compensation of the analyst(s) was, is, or will be directly or indirectly related to the inclusion of specific recommendations or views in this research. The analyst(s) principally responsible for the preparation of this research report and has taken reasonable care to achieve and maintain independence and objectivity in making any recommendation.

DISCLAIMER

The Research Report is for the personal information of the authorized recipient and does not constitute to be any investment, legal or taxation advice. NBSPL is not soliciting any action based upon it. Nothing in the research report shall be construed as a solicitation to buy or sell any security or product, or to engage in or refrain from engaging in any such transaction. In preparing the research report, we did not take into account the investment objectives, financial situation and particular needs of the reader. The research report has been prepared for the general use of the clients of NBSPL and must not be copied, either in whole or in part, or distributed or redistributed to any other person in any form. If you are not the intended recipient you must not use or disclose the information in the research report in any way. Though disseminated to all the customers simultaneously, not all customers may receive the research report at the same time. NBSPL will not treat recipients as customers by virtue of their receiving the research report. The research report is not directed or intended for distribution to or use by any person or entity resident in a state, country or any jurisdiction, where such distribution, publication, availability or use would be contrary to law, regulation or which would subject NBSPL & its group companies to registration or licensing requirements within such jurisdictions. The report is based on the information obtained from sources believed to be reliable, but we do not make any representation or warranty that it is accurate, complete or up-to-date and it should not be relied upon as such. We accept no obligation to correct or update the information or opinions in it. NBSPL or any of its affiliates or employees shall not be in any way responsible for any loss or damage that may arise to any person from any inadvertent error in the information contained in the research report. NBSPL or any of its affiliates or employees do not provide, at any time, any express or implied warranty of any kind, regarding any matter pertaining to this report, including without limitation the implied warranties of merchantability, fitness for a particular purpose, and non-infringement. The recipients of the research report should rely on their own investigations. This information is subject to change without any prior notice. NBSPL reserves its absolute discretion and right to make or refrain from making modifications and alterations to this statement from time to time. Nevertheless, NBSPL is committed to providing independent and transparent recommendations to its clients, and would be happy to provide information in response to specific client queries. Before making an investment decision on the basis of research report, the reader needs to consider, with or without the assistance of an adviser, whether the advice is appropriate in light of their particular investment needs, objectives and financial circumstances. There are risks involved in securities trading. The price of securities can and does fluctuate, and an individual security may even become valueless. International investors are reminded of the additional risks inherent in international investments, such as currency fluctuations and international stock market or economic conditions, which may adversely affect the value of the investment. Opinions expressed are subject to change without any notice. Neither the company nor the director or the employees of NBSPL accept any liability whatsoever for any direct, indirect, consequential or other loss arising from any use of the research report and/or further communication in relation to the research report. Here it may be noted that neither NBSPL, nor its directors, employees, agents or representatives shall be liable for any damages whether direct or indirect, incidental, special or consequential including lost revenue or lost profit that may arise from or in connection with the use of the information contained in the research report. Copyright of this document vests exclusively with NBSPL. Our reports are also available on our website www.nirmalbang.com Registration granted by SEBI and certification from NISM in no way guarantee performance of NBSPL or provide any assurance of returns to investors.

**Nirmal Bang Research (Division of Nirmal Bang Securities Pvt. Ltd.) B-2, 301/302, Marathon Innova,
Opp. Peninsula Corporate Park Off. Ganpatrao Kadam Marg Lower Parel (W), Mumbai-400013
Board No. : 91 22 6723 8000/8001 Fax : 022 6723 8010**